



Male x Male Nipple


	Connection A	Hex mm	L mm	Version	Part Number
	G 3/4 x G 3/4 *	32	33	Brass	DN26/26
	G 3/4 x G 1 *	36	34	Brass	DN26/33
	G 1 x G 1 *	36	37	Brass	DN33/33
	G 1/4 i. x G 1/4 i. *	14	34	Brass	DN13/13L
	G 1/4 i. x G 3/8 i. *	17	35,5	Brass	DN13/17L
	G 3/8 i. x G 3/8 i. *	17	37	Brass	DN17/17L

* Inner Cone 45°
 ** Inner Cone 45°, useable only together with Threated Nut UR17S
 *** Inner Cone 45°, useable with Threated Nut UR17

Male x Male Nipple adjustable

	Connection A	Hex mm	L mm	Version	Part Number
	R 1/8 x R 1/8	15	27	Brass	LD10/10K
	R 1/4 x R 1/4	19	34	Brass	LD13/13K
	R 3/8 x R 3/8	22	37	Brass	LD17/17K
	R 1/2 x R 1/2	27	44,5	Brass	LD21/21K
	R 3/4 x R 3/4	36	53	Brass	LD26/26K
	R 1 x R 1	46	64	Brass	LD33/33K

Reducing Bush, short

	Connection A	Hex mm	L mm	Version	Part Number
	M 5 i. x G 1/8 o.	14	11	Brass	RK05/10
	M 5 i. x G 1/8 o.	14	11	AISI 303	RK05/10R
	M 5 i. x G 1/8 o.	14	11	AISI 316 L	RK05/10E
	M 5 i. x G 1/4 o.	17	12,5	Brass	RK05/13
	G 1/8 i. x G 1/4 o.	17	12,5	Brass	RK10/13
	G 1/8 i. x G 1/4 o.	17	12,5	AISI 303	RK10/13R
	G 1/8 i. x G 1/4 o.	17	12,5	AISI 316 L	RK10/13E
	G 1/8 i. x G 3/8 o.	19	13	Brass	RK10/17
	G 1/8 i. x G 1/2 o.	24	17	Brass	RK10/21
	G 1/4 i. x G 3/8 o.	19	14	Brass	RK13/17
	G 1/4 i. x G 3/8 o.	19	14	AISI 303	RK13/17R
	G 1/4 i. x G 3/8 o.	19	14	AISI 316 L	RK13/17E
	G 1/4 i. x G 1/2 o.	24	17	Brass	RK13/21
	G 3/8 i. x G 1/2 o.	24	17	Brass	RK17/21
	G 3/8 i. x G 1/2 o.	24	17	AISI 303	RK17/21R
	G 3/8 i. x G 1/2 o.	24	17	AISI 316 L	RK17/21E
	G 3/8 i. x G 3/4 o.	32	18	Brass	RK17/26
	G 1/2 i. x G 3/4 o.	32	20,5	Brass	RK21/26
	G 1/2 i. x G 1 o.	36	21,5	Brass	RK21/33
	G 3/4 i. x G 1 o.	36	21,5	Brass	RK26/33