

LIQUIfit® Push-In Fittings

This "eco-designed" range proposes an **innovative alternative** for water applications; **no fluid contamination** occurs and **environmental protection is guaranteed**. These fittings ensure **reliable and compact** connections for **liquid transfer** applications.

Product Advantages

Innovative Technology & Concept

- Ergonomic and aesthetic design
- The most compact product on the market for water, beverages and liquid foodstuffs
- Easy-to-clean external surfaces
- Push-in connection and disconnection
- Full flow
- Use with a pre-prepared metallic tubing
- Gripping system preventing any pumping effect
- Eco-designed (materials, manufacturing process, weight, dimensions and performance)

Optimal Performance

- Patented sealing technology
- 100% leak-tested in production
- Date coding to guarantee quality and traceability
- Wide range of shapes and numerous configurations

High Performance Material

- Bio-sourced polymer meeting the most severe food process regulations
- Suitable for contact with water and beverages
- Excellent chemical and mechanical resistance, even at high temperature
- Free of bisphenol A and phthalates, conforming with regulations



Hot & Cold Drinks Dispensers
Neutral Gases
Cooling Systems
Food Process
Water Purification Systems
Water Dispensers
Medical

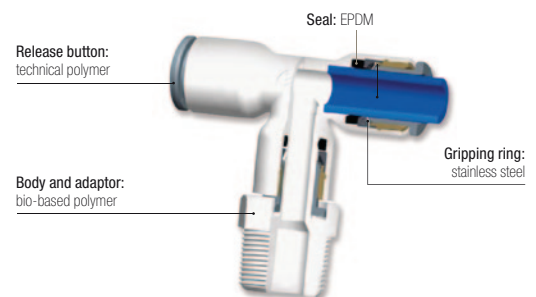
Applications

Technical Characteristics

Compatible Fluids	Water, beverages, CO ₂ (inert use) Chemical fluids: please consult us		
Working Pressure	Vacuum to 16 bar		
Working Temperature	-10°C to +95°C		
Tightening Torques (BSPT/NPTF)	Thread	1/8" and 1/4"	3/8" and 1/2"
	daN.m	0.15	0.30

Reliable performance is dependent upon the type of fluid conveyed, component materials and tubing being used.
Use is guaranteed with a vacuum of 755 mm Hg (99% vacuum).

Component Materials



Silicone-free

Regulations

DI: 2002/95/EC (RoHS), 2011/65/EC
RG: 1935/2004/EC
FDA: 21 CFR
NSF 51 at 95°C
NSF/ANSI 61 - C HOT

DM 174
KTW: fittings, on request
WRAS
ACS

Pressure and Temperature of the Different Diameters and Related Products of the LIQUIfit® Range

-10°C		Pressure (bar)	
mm Ø	inch Ø	Fittings	Tubing
4	5/32	16	16
6	1/4	16	16
8	5/16	16	16
10	3/8	13	15
12	1/2	11	11

+1°C		Pressure (bar)	
mm Ø	inch Ø	Fittings	Tubing
4	5/32	16	16
6	1/4	16	16
8	5/16	16	16
10	3/8	13	15
12	1/2	11	11

+20°C		Pressure (bar)	
mm Ø	inch Ø	Fittings	Tubing
4	5/32	16	16
6	1/4	16	16
8	5/16	16	16
10	3/8	13	15
12	1/2	11	11

+40°C		Pressure (bar)	
mm Ø	inch Ø	Fittings	Tubing
4	5/32	16	16
6	1/4	16	16
8	5/16	16	16
10	3/8	13	15
12	1/2	11	11

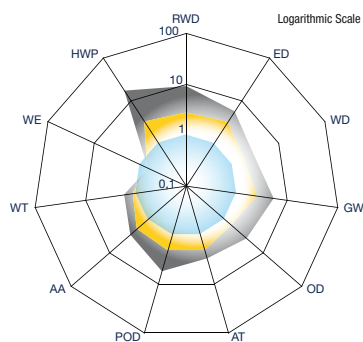
+65°C		Pressure (bar)	
mm Ø	inch Ø	Fittings	Tubing
4	5/32	10	10
6	1/4	10	10
8	5/16	10	10
10	3/8	7	7
12	1/2	7	7

+95°C		Pressure (bar)	
mm Ø	inch Ø	Fittings	Tubing
4	5/32	4	4
6	1/4	4	4
8	5/16	4	4
10	3/8	4	4
12	1/2	4	4

LIQUIfit®

Environmental Footprint

Example: representation of the environmental footprint of an equal tube-to-tube connector

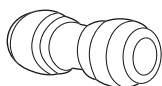


Double Union
 □ Market Standard in POM
 □ Market Standard in PP
 □ PARKER LEGRIS

LIQUIfit® Tube-to-Tube Connector



Market Standard Tube-to-Tube Connector



Environmental Approach

The Life Cycle Analysis (LCA) offers a true alternative in terms of environmental differentiation.

We carried out a comparative LCA on the market of drinking water between 3 Parker Legris fittings and the standard products on the market.

This analysis relies on ISO 14020, ISO 14025 and IEC PAS 62545 standards and the results are presented in a report approved by an ethics committee (Bureau Veritas).


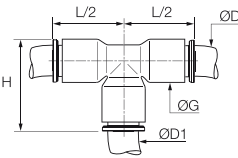



RWD: Raw Material Depletion
 ED: Energy Depletion
 WD: Water Depletion
 GW: Global Warming
 OZ: Ozone Depletion
 AT: Air Toxicity

POC: Photochemical Ozone Creation
 AA: Air Acidification
 WT: Water Toxicity
 WE: Water Eutrophication
 HWP: Hazardous Waste Production

Tube-to-Tube Fittings


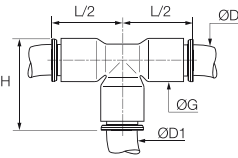

6304 Equal Tee

	Bio-based polymer, EPDM		ØD	ØD1		G	H	L/2	kg
			4	4		6304 04 00WP2	8.5	20	15.5
6	6	6304 06 00WP2	10.5	23	18	0.006			
8	8	6304 08 00WP2	13.5	29	22.5	0.006			
10	10	6304 10 00WP2	16	34.5	26.5	0.009			
12	12	6304 12 00WP2	19	40	31	0.014			

These part numbers are also available in WP3 = high volumes (number of parts per bag: 40, 50 or 100, depending on the diameters).


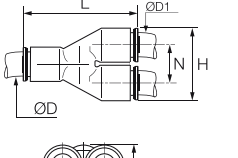

6304 Equal and Unequal Tee

Inch

	Bio-based polymer, EPDM		ØD	ØD1		G	H	L/2	kg
			1/4	1/4		6304 56 00WP2	11	24	18
3/8	3/8	6304 60 00WP2	16	34	26	0.009			
	1/4	6304 60 56WP2	16	34	26	0.011			
1/2	1/2	6304 62 00WP2	22	47	36	0.027			
	3/8	6304 62 60WP2	22	47	36	0.009			

These part numbers are also available in WP3 = high volumes (number of parts per bag: 40, 50 or 100, depending on the diameters).
5/32" (4 mm) and 5/16" (8 mm) also available.


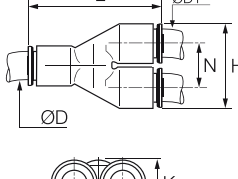

6340 Equal Single Y Piece

	Bio-based polymer, EPDM		ØD	ØD1		H	K	L	N	kg
			4	4		6340 04 00WP2	17.5	8.5	30	9
6	6	6340 06 00WP2	21.5	10.5	36.5	11	0.008			
8	8	6340 08 00WP2	28	13.5	44.5	14.5	0.007			
10	10	6340 10 00WP2	33	16	53	17	0.010			
12	12	6340 12 00WP2	39	19	60.5	20	0.025			

These part numbers are also available in WP3 = high volumes (number of parts per bag: 40, 50 or 100, depending on the diameters).

6340 Equal Single Y Piece

Inch

	Bio-based polymer, EPDM		ØD	ØD1		H	K	L	N	kg
			1/4	1/4		6340 56 00WP2	22	11	36	11.5
3/8	3/8	6340 60 00WP2	33	16	53	17	0.011			
1/2	1/2	6340 62 00WP2	45	22	67	23	0.028			

These part numbers are also available in WP3 = high volumes (number of parts per bag: 40, 50 or 100, depending on the diameters).
5/32" (4 mm) and 5/16" (8 mm) also available.