

LF 3600 Push-In Fittings

In order to meet your **technical and environment requirements**, Parker Legris designed this range of metal fittings, offering **robustness, reliability** and **resistance to industrial fluids** for the most demanding environments.

Product Advantages

- High Performance**
 - Resistant up to +150°C at 30 bar
 - Excellent mechanical performance
 - Long threads to resist shock and vibration
 - Excellent abrasion and corrosion resistance due to high phosphorus chemical nickel plating
 - Full flow, minimal pressure drop
- Versatility**
 - Materials conform to FDA standards
 - Spring collet gripping system suitable for both metal (grooved) and polymer tubing
 - Excellent resistance to high pressure and vacuum
 - Excellent chemical compatibility
 - More than 250 part numbers
 - One fitting for numerous applications: stock optimisation
 - Manual connection and disconnection
 - Compact and ergonomic
- Reliability**
 - High performance brass for increased lifespan
 - 100% leak-tested in production
 - Date coding to guarantee quality and traceability



Food Process
Coffee Machines
In-Plant Automotive
Medical Equipment
Printing
Misting
Welding Robots

Applications

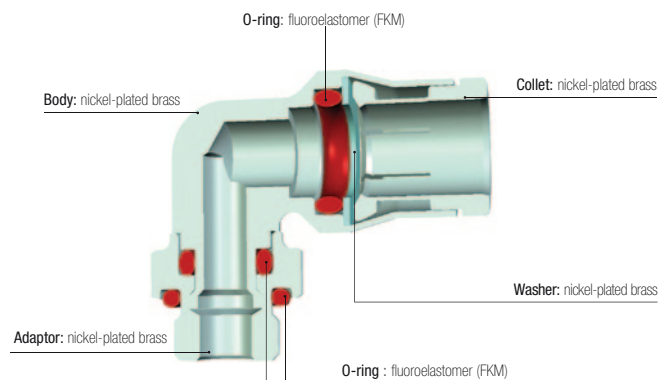
Technical Characteristics

Suitable Fluids	Compressed air, grease, lubricant, water...
Working Pressure	Vacuum to 30 bar (20 bar: 3699, 3609)
Working Temperature	-20°C to +150°C

Maximum Tightening Torque (daN.m)	Thread							
	M5 x0.8	M6 x1	M8 x1	M10 x1	G1/8	G1/4	G3/8	G1/2
	0.16	0.18	0.6	0.8	0.8	1.2	3	3.5

Reliable performance is dependent upon the type of fluid conveyed, component materials and tubing being used.
Use is guaranteed with a vacuum of 755 mm Hg (99% vacuum).

Component Materials



Silicone-free


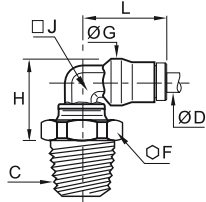


Regulations

Industrial
ISO 14743: pneumatic transmissions, push-in fittings for thermoplastic tubing
DI: 97/23/EC (PED)
DI: 2002/95/EC (RoHS), 2011/65/EC
RG: 1907/2006 (REACH)
DI: 94/9/EC (ATEX)
UL94 V-0: please consult us

Food
RG: 21CFR (FDA)
RG: 1935/2004/EC (minimum flow 0.02 l/h)
USDA NSF H1: grease
ASTM B733-04: autocatalytic (electroless) nickel-phosphorus coatings


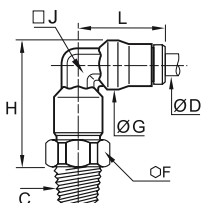


Stud Fittings

3609 Stud Elbow, Male BSPT Thread

  	FDA chemical nickel-plated brass, FKM		ØD	C		F	G	H	J	L	kg
	4	R1/8	3609 04 10	13	10	15	7	18	0.014		
		R1/4	3609 04 13	14	10	17	7	18	0.020		
	6	R1/8	3609 06 10	13	12	17.5	8	21.5	0.018		
		R1/4	3609 06 13	14	12	19	8	21.5	0.025		
	8	R1/8	3609 08 10	13	15	19.5	10	23.5	0.023		
		R1/4	3609 08 13	14	15	21	10	23.5	0.029		
		R3/8	3609 08 17	17	15	21	10	23.5	0.035		
	10	R1/4	3609 10 13	15	17.5	23.5	12	29	0.037		
		R3/8	3609 10 17	17	17.5	25.5	12	29	0.043		
		R1/4	3609 12 13	15	19.5	26	15	31	0.049		
	12	R3/8	3609 12 17	17	19.5	28.5	15	31	0.055		
		R1/2	3609 12 21	21	19.5	28.5	15	31	0.072		
	14	R3/8	3609 14 17	19	21.5	29	16	34	0.063		
		R1/2	3609 14 21	22	21.5	30	16	34	0.072		


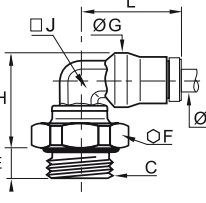


The body swivels for positioning purposes.

3629 Extended Stud Elbow, Male BSPT Thread

  	FDA chemical nickel-plated brass, FKM		ØD	C		F	G	H	J	L	kg
	4	R1/8	3629 04 10	10	10	24.5	7	18	0.025		
		R1/8	3629 06 10	13	12	29.5	8	21.5	0.024		
	6	R1/4	3629 06 13	14	12	30.5	8	21.5	0.031		
	8	R1/8	3629 08 10	14	15	32.5	10	23.5	0.031		
		R1/4	3629 08 13	14	15	34	10	23.5	0.037		
	10	R1/4	3629 10 13	18	17.5	39	12	29	0.054		

The body swivels for positioning purposes.

3699 Compact Elbow, Male BSPP and Metric Thread

  	FDA chemical nickel-plated brass, FKM		ØD	C		E	F	G	H	J	L	kg
	4	M5x0.8	3699 04 19	3.5	10	10	18	7	18	0.011		
		M6x1	3699 04 52	4.5	10	10	18	7	18	0.011		
		M8x1	3699 04 56	5	11	10	18	7	18	0.013		
		G1/8	3699 04 10	5.5	13	10	17	7	18	0.014		
		G1/4	3699 04 13	6.5	16	10	17.5	7	18	0.019		
	6	M10x1	3699 06 60	5.5	13	12	19	8	21.5	0.017		
		G1/8	3699 06 10	5.5	13	12	19	8	21.5	0.018		
		G1/4	3699 06 13	6.5	16	12	19.5	8	21.5	0.022		
	8	G1/8	3699 08 10	5.5	13	15	20.5	10	23.5	0.021		
		G1/4	3699 08 13	6.5	16	15	21.5	10	23.5	0.027		
		G3/8	3699 08 17	7.5	20	15	21.5	10	23.5	0.033		
	10	G1/4	3699 10 13	6.5	16	17.5	27	12	29	0.037		
		G3/8	3699 10 17	7.5	20	17.5	25.5	12	29	0.043		
		G1/4	3699 12 13	6.5	16	19.5	29.5	15	31	0.050		
	12	G3/8	3699 12 17	7.5	20	19.5	28.5	15	31	0.057		
		G1/2	3699 12 21	9	24	19.5	28.5	15	31	0.065		
	14	G3/8	3699 14 17	7.5	20	21.5	29	16	34	0.059		
		G1/2	3699 14 21	9	24	21.5	29.5	16	34	0.062		

The body swivels for positioning purposes.