
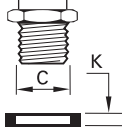





Sealing Accessories

0138 Copper Washer

Copper	  	C		G1	G2	K	kg
		M6	0138 06 00	6.3	9	1	0.033
M8	0138 08 00	8.3	11	1	0.001		
M12	0138 12 00	12.3	15.5	1.3	0.072		
M14	0138 14 00	14.3	18	1.5	0.001		
M16	0138 16 00	16.3	20	1.5	0.001		
M18	0138 18 00	18.3	22	1.5	0.001		
M20	0138 20 00	20.3	24	1.5	0.001		
M22	0138 22 00	22.3	27	1.5	0.002		
M24	0138 24 00	24.3	29	2	0.003		
M26	0138 26 00	26.3	31	2	0.003		
M30	0138 30 00	30.3	36	2	0.004		
M36	0138 36 00	36.3	42	2	0.005		
M39	0138 39 00	39.3	44	2	0.007		
M45	0138 45 00	45.3	52	2	0.007		
M52	0138 52 00	52.3	60	2	0.009		
G1/8	0138 10 00	10.3	13.5	1	0.001		
G1/4	0138 13 00	13.5	18	1.3	0.001		
G3/8	0138 17 00	17.3	21	1.5	0.001		
G1/2	0138 21 00	21.3	26	1.5	0.002		
G3/4	0138 27 00	27.3	32	2	0.003		
G1	0138 33 00	33.5	39	2	0.005		
G1 1/4	0138 42 00	42.5	49	2	0.007		
G1 1/2	0138 48 00	48.3	55	2	0.008		
G2	0138 60 00	60	68	2.5	0.014		

DIN 7603
ISO 65061

0137 Bonded Seal

Zinc-plated steel with NBR seal	C		G1	G2	K	kg
M12	0137 12 00	12.7	19	1.5	0.001	
M14	0137 14 00	14.7	21	1.5	0.001	
M16	0137 16 00	16.7	23	1.5	0.002	
M18	0137 18 00	18.7	27	2	0.004	
M20	0137 20 00	20.7	29	2	0.004	
M22	0137 22 00	22.7	31	2	0.005	
M24	0137 24 00	24.7	33	2	0.005	
M30	0137 30 00	30.7	39	2	0.071	
M39	0137 39 00	40	51	2.5	0.012	
M45	0137 45 00	46	57	2.5	0.014	
G1/8	0137 10 00	10.7	17	1.5	0.001	
G1/4	0137 13 00	13.7	20.6	2.1	0.002	
G3/8	0137 17 00	17.4	23.7	1.5	0.002	
G1/2	0137 21 00	21.5	28.6	2.5	0.004	
G3/4	0137 27 00	27	35.3	2	0.007	
G1	0137 33 00	33.7	42	2	0.007	
G1 1/4	0137 42 00	43	54	2.5	0.013	
G1 1/2	0137 48 00	49	60	2.5	0.015	
G2	0137 60 00	60.7	73	3	0.027	

Note: to use these bonded seals successfully it is necessary to spot face around the female thread to provide a sealing face.
The diameter should be 0.3 mm to 0.5 mm greater than the external diameter of the seal.
The surface finish of the spot face should not exceed 12 µ.