

Adaptors, Plugs and Manifolds

Parker Legris offers a **wide range of adaptors and manifolds** compatible with the various Parker Legris fitting systems. This range of products provides the user with a **complete solution** covering numerous applications, both in non-corrosive and corrosive environments.

Product Advantages

Large Range & Flexibility

A complete offer, from the simple adaptor to a modular manifold solution

Large selection of materials for excellent chemical compatibility: brass, steel, stainless steel, aluminium

Surface treatment for increased corrosion resistance: nickel-plated brass or anodised aluminium

Stainless steel for corrosive environments

BSPP, BSPT, NPT and metric threads

Performance

Robust design

Suitable for low to high pressure, depending on configuration and material

Forged shapes for mechanical strength



Packaging
Robotics
Textile
Pneumatics
Automotive Process
Food Process


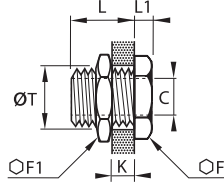

Applications

Technical Characteristics


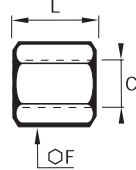

Products	Adaptors and Plugs				Manifolds
Component Materials	Brass	Nickel-plated brass	Stainless steel 316L	Steel	Anodised aluminium
Working Pressure	1/8" to 1/2": 200 bar 3/4" and 1": 150 bar 1 1/4" to 2": 100 bar, without sealing washer	60 bar	1/8" to 1/2": 200 bar 3/4" and 1": 150 bar 1 1/4" to 2": 100 bar, without sealing washer	1/8" to 1/2": 200 bar 3/4" and 1": 150 bar 1 1/4" to 2": 100 bar, without sealing washer	20 bar
Working Temperature	-40°C to +150°C without sealing washer -20°C to +80°C with sealing washer	-10°C to +80°C	-20°C to +180°C	-10°C to +80°C	-10°C to +80°C

Brass Adaptors


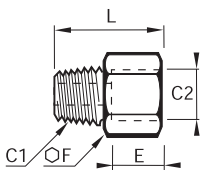

0117 Equal Bulkhead Coupling, Female BSPP and Metric Thread

	Brass 	C		F	F1	K_{max}	L	L1	ØT	kg
		M5x0.8	0117 00 19	14	14	7	10.5	3.5	10.5	0.012
		G1/8	0117 00 10	19	22	9	14	4	16.5	0.033
		G1/4	0117 00 13	24	27	15	21	4	20.5	0.057
		G3/8	0117 00 17	30	32	14	21	5	26.5	0.096
		G1/2	0117 00 21	32	36	20	27	6	28.5	0.116
		G3/4	0117 00 27	41	41	22.5	30	6	34.5	0.161
		G1	0117 00 34	46	50	24.5	34	8	42.5	0.266
		G1 1/4	0117 00 42	55	55	29.5	39	8	49.5	0.299
		G1 1/2	0117 00 49	60	60	29.5	39	8	54.5	0.303


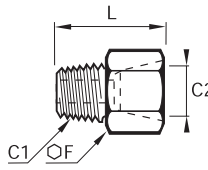

0155 Equal Connector, Female BSPP Thread

	Brass 	C		F	L	kg
		G1/8	0155 10 10	14	17	0.014
		G1/4	0155 13 13	17	24	0.026
		G3/8	0155 17 17	22	25	0.046
		G1/2	0155 21 21	27	32	0.084
G3/4	0155 27 27	32	35	0.109		


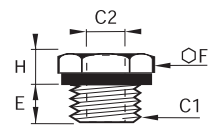

0164 Adaptor, Male NPT/Female BSPP Thread

	Brass 	C1	C2		E	F	L	kg
		NPT1/8	G1/8	0164 11 10	7.5	14	20	0.015
		NPT1/4	G1/4	0164 14 13	11	17	27.5	0.028
		NPT3/8	G3/8	0164 18 17	11.5	22	28.5	0.044
		NPT1/2	G1/2	0164 22 21	15	27	36.5	0.082
		NPT3/4	G3/4	0164 28 27	16.5	32	38.5	0.110

0167 Adaptor, Male BSPT/Female NPT Thread

	Brass 	C1	C2		F	L	kg
		R1/8	NPT1/8	0167 10 11	14	21	0.016
		R1/4	NPT1/4	0167 13 14	17	28.5	0.029
		R3/8	NPT3/8	0167 17 18	22	29.5	0.047
		R1/2	NPT1/2	0167 21 22	27	37.5	0.088
		R3/4	NPT3/4	0167 27 28	32	39.5	0.120

0168 Reducer, Male BSPP/Female BSPP and Metric Thread

	Brass, technical polymer 	C1	C2		E	F	H	kg
		G1/8	M5x0.8	0168 10 19	7	14	6	0.009
		G1/4	M5x0.8	0168 13 19	7	17	7	0.017
			G1/8	0168 13 10	7	17	7	0.011
		G3/8	G1/8	0168 17 10	9	19	6	0.019
			G1/4	0168 17 13	9	19	6	0.013
		G1/2	G1/8	0168 21 10	11	24	10	0.050
			G1/4	0168 21 13	11	24	10	0.041
			G3/8	0168 21 17	11	24	10	0.029
		G3/4	G1/4	0168 27 13	11	32	12	0.098
			G3/8	0168 27 17	11	32	12	0.083
			G1/2	0168 27 21	11	32	12	0.063

With fitted captive seal